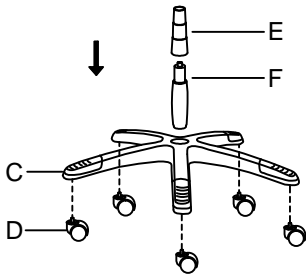




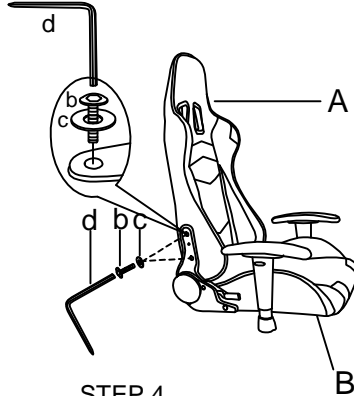
THANK YOU FOR PURCHASING THIS QUALITY PRODUCT.

BE SURE TO CHECK ALL PACKING MATERIAL CAREFULLY FOR SMALL PARTS THAT MAY HAVE COME LOOSE INSIDE THE CARTON DURING TRANSIT.

STEP 1



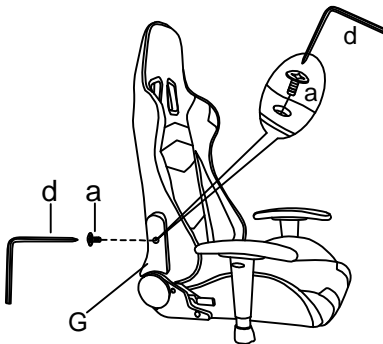
STEP 2



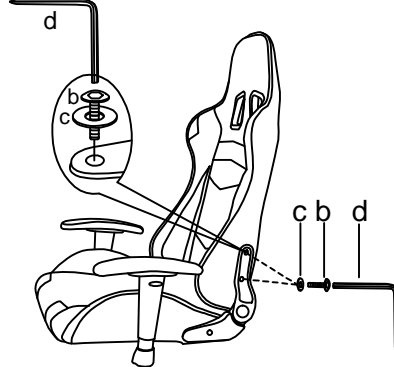
PART LIST

NO	DESC	SIZE (MM)	SKETCH	QTY
A	BACK	830X550 X165		1 PC
B	SEAT	550X500 X140		1 SET
	ARMREST	280X275 X245		
C	STARBASE	R350X100		1 PC
D	CASTORS	90X60X55		5 PCS
E	GASLIFT COVER	R35XL100		1 PC
F	GASLIFT	R25XL270		1 PC
G	RIGHT PLASTIC COVER	180X80X30		1 PC
H	LEFT PLASTIC COVER	250X75X25		1 PC
I	HEAD PILLOW	300X200X70		1 SET
	BACK PILLOW	320X170X70		
J	SWIVEL TRAY	350X280 X110		1 PC

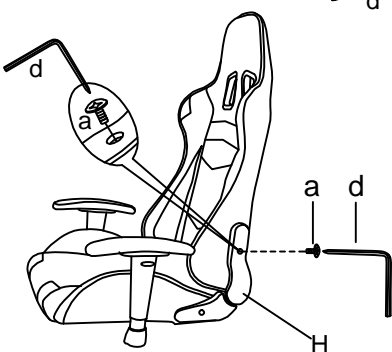
STEP 3



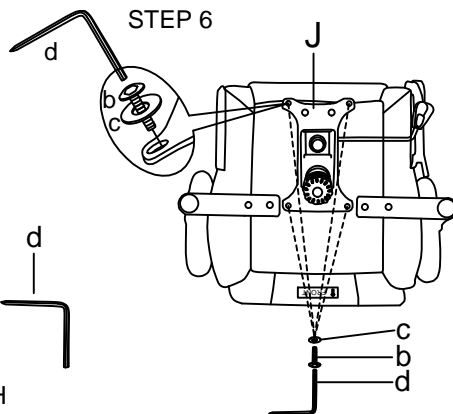
STEP 4



STEP 5



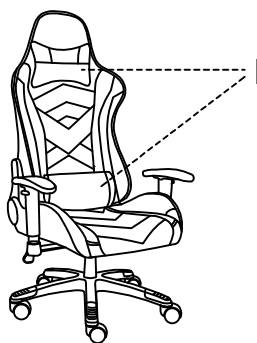
STEP 6



STEP 7



FINISH



HARDWARE LIST

NO	DESC	SIZE (MM)	SKETCH	QTY
a	SCREW	M5X8		2 PCS
b	SCREW	M8X20		8 PCS
c	FLAT WASHER	M8*18mm		8 PCS
d	SPANNER	M6		1 PC
e	SCREW COVER	R9X8		4 PCS